

Circuit Wheels on Fire


Sorted on best lap time

IMPROVED PRODUCTION

JamWest Speedway 2.580 km

Qualifying

5/26/2019 08:55



Qualifying started at 10:06:03

Pos	No.	Name	Class	Best Tm	Diff	Best Speed	In Lap	Nat/State	Sponsor
IP1 1:30 secs									
1	108	Kyle Mais	IP1	1:31.118		101.934	2		
2	18	Charles Phillipps	IP1	1:36.530	5.412	96.219	2		
Not classified									
DQ	226	Jeff Larmond	IP1	1:27.950		105.605	1		
IP2 1:25 secs									
1	49	David Senna Summerbell	IP2	1:25.228		108.978	1		
2	303	Nigel Wilmot	IP2	1:27.432	2.204	106.231	1		
3	73	Leroy Spence	IP2	1:28.890	3.662	104.489	1		
4	17	Don Gilbert	IP2	1:36.743	11.515	96.007	2		
IP3 1:20 secs									
1	999	Alan Gordon	IP3	1:21.390		114.117	4		
2	131	Lamar Larmond	IP3	1:23.105	1.715	111.762	3		
3	44	Chris-John Addison	IP3	1:25.191	3.801	109.026	1		
4	333	Patrick Patterson	IP3	1:33.082	11.692	99.783	3		
5	72	Sheldon Morgan	IP3			-	0		
6	305	Ian Galbraith	IP3			-	0		

*Handwritten notes:*  
 Steward  
 10:53 AM  
 [Signature]

Announcements

#226 Jeff Larmond broke out of bracket. Struck from Results

Chief of Timing & Scoring - Camelia Thompson  
Race Director - Lawrence Henriques

Orbits

www.mylaps.com

ensed to: Jamwest Motorsports and Adventure Park Ltd


IMPROVED PRODUCTION

JamWest Speedway 2.580 km

Race 1

5/26/2019 10:35

Race started at 12:37:47



Pos	No.	Name	Class	Laps	Diff	Total Tm	Best Tm	Nat/State	Sponsor
IP1									
1	108	Kyle Mais	IP1	6	1.30	11:41.871	1:32.166		
2	18	Charles Phillipps	IP1	6	22.045	12:03.916	1:33.330		
3	888	Cory Walters	IP1	5	1 Lap	10:31.633	1:35.502		
4	226	Jeff Larmond	IP1	3	3 Laps	6:50.382	1:28.189		
IP2									
1	49	David Senna Summerbell	IP2	6	1.25	11:01.957	1:25.269		
2	303	Nigel Wilmot	IP2	6	4.758	11:06.715	1:24.991		
3	34	Ricardo Scott	IP2	6	21.490	11:23.447	1:28.882		
4	73	Leroy Spence	IP2	6	38.867	11:40.824	1:27.470		
5	17	Don Gilbert	IP2	6	41.063	11:43.020	1:32.071		
IP3									
1	999	Alan Gordon	IP3	7	1.20	12:51.821	1:21.784		
2	72	Sheldon Morgan	IP3	6	1 Lap	11:07.856	1:22.398		
3	27	Sebastien Rae	IP3	6	1 Lap	11:09.309	1:26.564		
4	333	Patrick Patterson	IP3	5	2 Laps	9:47.301	1:26.349		

*Stensald*  
 May 26 2019  
 11:58

Margin of Victory	Avg. Speed	Best Lap Tm	Best Speed	Best Lap by
1 Lap	84.237	1:21.784	113.567	999 - Alan Gordon

Chief of Timing & Scoring - Camelia Thompson  
 Race Director - Lawrence Henriques

Orbits

www.mylaps.com

icensed to: Jamwest Motorsports and Adventure Park Ltd


IMPROVED PRODUCTION

JamWest Speedway 2.580 km

Race 2

5/26/2019 12:50

Race started at 15:15:33



Pos	No.	Name	Class	Laps	Diff	Total Tm	Best Tm	Nat/State	Sponsor
<b>IP1</b>									
1	108	Kyle Mais	IP1	4		7:41.361	1:31.937		
2	18	Charles Phillipps	IP1	4	19.289	8:00.650	1:34.752		
3	888	Cory Walters	IP1						
4	226	Jeff Larmond	IP1						
<b>IP2</b>									
1	49	David Senna Summerbell	IP2	4		7:14.344	1:26.469		
2	34	Ricardo Scott	IP2	4	15.550	7:29.894	1:30.183		
3	17	Don Gilbert	IP2	4	39.593	7:53.937	1:34.146		
4	303	Nigel Wilmot	IP2	3	1 Lap	7:24.024	1:35.495		
5	73	Leroy Spence	IP2						
<b>IP3</b>									
1	72	Sheldon Morgan	IP3	4		6:54.184	1:24.177		
2	27	Sebastien Rae	IP3	4	13.944	7:08.128	1:26.487		
3	333	Patrick Patterson	IP3	2	2 Laps	4:39.457	1:29.272		
4	999	Alan Gordon	IP3						

3:40 pm

Margin of Victory	Avg. Speed	Best Lap Tm	Best Speed	Best Lap by
13.944	89.699	1:24.177	110.339	72 - Sheldon Morgan

Chief of Timing & Scoring - Camelia Thompson  
 Race Director - Lawrence Henriques

Orbits

www.mylaps.com

icensed to: Jamwest Motorsports and Adventure Park Ltd

Circuit Wheels on Fire

Sorted on Laps


IMPROVED PRODUCTION

JamWest Speedway 2.580 km

Race 3 *REVISED PUBLICATION*

5/26/2019 14:30

Race started at 17:14:53



Pos	No.	Name	Class	Laps	Diff	Total Tm	Best Tm	Nat/State	Sponsor
<b>IP1</b>									
1	108	Kyle Mais	IP1	5		7:57.816	1:31.761		
2	18	Charles Phillipps	IP1	5	22.358	8:20.174	1:35.333		
3	888	Cory Walters	IP1						
<b>Not classified</b>									
DQ	226	Jeff Larmond	IP1	5	DQ	7:36.117	1:28.845		
<b>IP2</b>									
1	49	David Senna Summerbell	IP2	5		7:26.358	1:25.804		
2	73	Leroy Spence	IP2	5	28.700	7:55.058	1:29.787		
3	17	Don Gilbert	IP2	5	32.100	7:58.458	1:32.332		
4	34	Ricardo Scott	IP2	2	3 Laps	3:07.964	1:29.720		
5	303	Nigel Wilmot	IP2						
<b>IP3</b>									
1	999	Alan Gordon	IP3	5		6:51.057	1:21.724		
2	72	Sheldon Morgan	IP3	4	1 Lap	7:07.554	1:21.679		
3	27	Sebastien Rae	IP3	3	2 Laps	4:24.629	1:26.283		
4	333	Patrick Patterson	IP3						

*5/26/19  
Signed on behalf of  
CHIEF STAFF*

Announcements

#226 Jeff Larmond broke out of bracket, Disqualified

Margin of Victory	Avg. Speed	Best Lap Tm	Best Speed	Best Lap by
35.301	112.977	1:21.679	113.713	72 - Sheldon Morgan

Chief of Timing & Scoring - Camelia Thompson

Orbits

Race Director - Lawrence Henriques

www.mylaps.com

© Jamwest Motorsports and Adventure Park Ltd