

Circuit Wheels on Fire

Sorted on best lap time


THUNDER SPORT

JamWest Speedway 2.580 km

Qualifying

5/26/2019 10:15

Qualifying started at 11:43:08



Pos	No.	Name	Class	Best Tm	Diff	Gap	est Speed	In Lap	2nd Best	2nd Lap	Nat/Stat Sponsor
TS1											
1	99	Nicholas Barnes	TS1	1:23.618			111.077	1		0	
2	75	Vivian Mitchell	TS1	1:34.529	10.911	10.911	98.256	4	1:35.905	1	
3	73	Leroy Spence	TS1				-	0		0	
4	00	Dean Shaw	TS1				-	0		0	
5	13	Sara Misk	TS1				-	0		0	
6	34	Ricardo Scott	TS1				-	0		0	
7	44	Chris-John Addison	TS1				-	0		0	
8	131	Lamar Larmond	TS1				-	0		0	
9	303	Nigel Wilmot	TS1				-	0		0	
10	888	Cory Walters	TS1				-	0		0	
11	965	James Ince	TS1				-	0		0	
TS2											
1	117	Kristian Boodoosingh	TS2	1:10.720			131.335	1	1:10.962	3	
2	162	William Myers	TS2	1:11.256	0.536	0.536	130.347	3	1:11.421	2	
3	404	Kyle Gregg	TS2	1:20.904	10.184	9.648	114.803	4	1:22.282	1	
4	007	Jamie James	TS2				-	0		0	
5	39	Justin Sirgany	TS2				-	0		0	
6	131	Lamar Larmond	TS2				-	0		0	
7	305	Ian Galbraith	TS2				-	0		0	
8	707	Mario Scott	TS2				-	0		0	
9	999	Alan Gordon	TS2				-	0		0	

*[Handwritten signature]*  
 Steward  
 12:24 pm

*[Handwritten signature]*

Chief of Timing & Scoring - Camelia Thompson  
 Race Director - Lawrence Henriques

Orbits

www.mylaps.com  
 sent to: Jamwest Motorsports and Adventure Park Ltd

Printed: 5/26/2019 1:23:45 PM

Circuit Wheels on Fire

Sorted on Laps


THUNDER SPORT

JamWest Speedway 2.580 km

Race 1

5/26/2019 12:05

Race started at 14:28:56



Pos	No.	Name	Class	Laps	Diff	Total Tm	Best Tm	Nat/State	Sponsor
TS1									
1	49	David Senna Summerbell	TS1	6		8:53.419	1:25.439		
2	303	Nigel Wilmot	TS1	6	39.776	9:33.195	1:27.559		
TS2									
1	117	Kristian Boodoosingh	TS2	6		8:22.252	1:11.453		
2	404	Kyle Gregg	TS2	6	1.375	8:23.627	1:11.319		
3	162	William Myers	TS2	6	4.071	8:26.323	1:11.656		

*Steward*  
*May 26, 2019*  
*13:47 PM*

*[Signature]*

Margin of Victory	Avg. Speed	Best Lap Tm	Best Speed	Best Lap by
1.375	110.956	1:11.319	130.232	404 - Kyle Gregg

Chief of Timing & Scoring - Camelia Thompson  
 Race Director - Lawrence Henriques

Orbits

www.mylaps.com

icensed to: Jamwest Motorsports and Adventure Park Ltd

Printed: 5/26/2019 2:46:19 PM

Circuit Wheels on Fire

Sorted on Laps


THUNDER SPORT

JamWest Speedway 2.580 km

Race 2

5/26/2019 14:10

Race started at 16:50:25



Pos	No.	Name	Class	Laps	Diff	Total Tm	Best Tm	Nat/State	Sponsor
TS1									
1	49	David Senna Summerbell	TS1	5		8:50.486	1:25.962		
2	73	Leroy Spence	TS1	5	46.643	9:37.129	1:30.521		
3	303	Nigel Wilmot	TS1						
TS2									
1	404	Kyle Gregg	TS2	6		8:24.355	1:11.366		
2	117	Kristian Boodoosingh	TS2	6	1.101	8:25.456	1:11.645		
3	131	Lamar Larmond	TS2	5	1 Lap	8:37.257	1:24.361		
4	162	William Myers	TS2						

*Handwritten signature*  
 16:04  
 May 26, 2019

Margin of Victory	Avg. Speed	Best Lap Tm	Best Speed	Best Lap by
1.101	110.494	1:11.366	130.146	404 - Kyle Gregg

Chief of Timing & Scoring - Camelia Thompson  
 Race Director - Lawrence Henriques

Orbits

www.mylaps.com

icensed to: Jamwest Motorsports and Adventure Park Ltd